

HIGH-PRODUCTIVITY INSERTING SOLUTION

PS1000

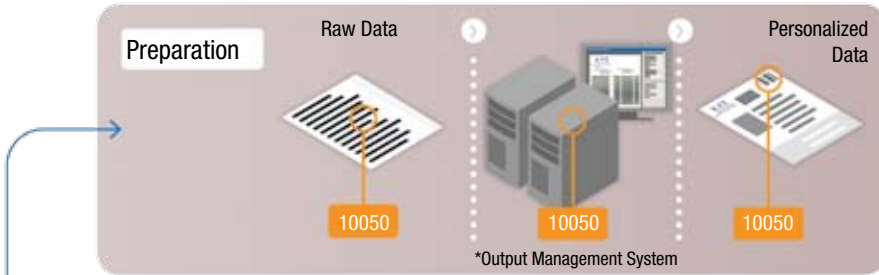


The Intelligent High-Performance Inserting
System that Streamlines Your Mail Processing

HASLER
America's better choice.®

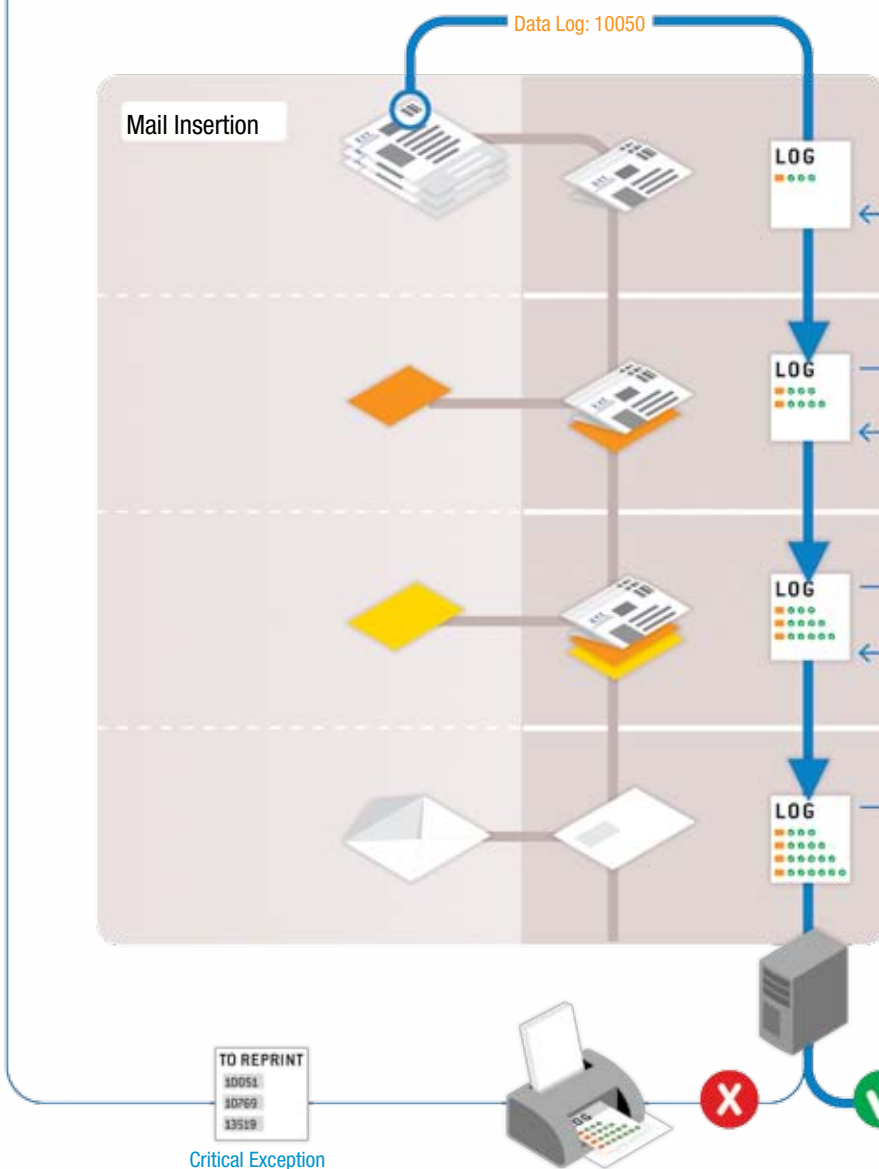
INTEGRATED INTEGRITY

Real Time Internal Control Provides Total Mail Security



MAIL QUALITY & SECURITY

As documents are passed from module to module, creating the finished mailpiece, an electronic log is simultaneously created to record the precise progress of each document. As each step in the process is successfully carried out, a confirmation is sent back along the modules, preventing a breach in mail integrity from taking place without being recorded and reported to the operator.



DOCUMENT PREPARATION

The optional DCS software is the Hasler solution to automate your output and mail management process.

- Automatically add OMR or Barcode marks on your documents, improving the reliability of your document processing
- Selectively insert advertising material, ensuring maximum communication efficiency
- Simply sort and merge files, reducing your cost per recipient
- Enhance document formatting and printing

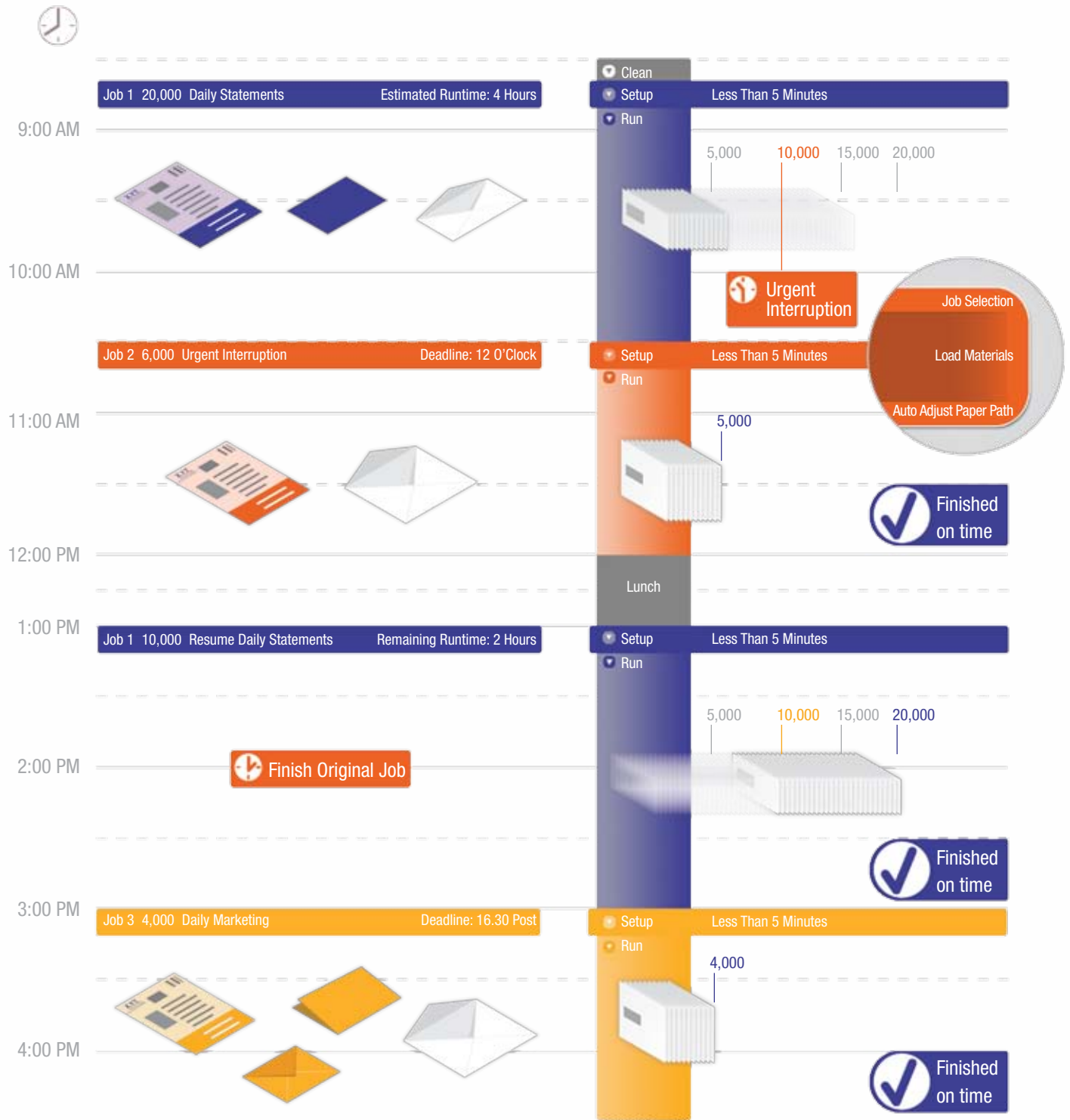


LOG

End-to-End Job
Audit Trail Reporting

AUTOMATIC JOB CHANGE

The Key to High Volume Flexibility



OPERATIONAL EFFICIENCY

The PS1000's fully automated job change enables the user to complete a wide variety of applications, even involving different envelope sizes, in a single day.

HIGH-PRODUCTIVITY MAILING SOLUTION

THE INTELLIGENT HIGH-PERFORMANCE MAILING SYSTEM THAT STREAMLINES YOUR MAIL PROCESSING

SELECT AND ADAPT YOUR SYSTEM TO YOUR NEEDS

Whatever your business requirements, the PS1000 can be configured with the appropriate modules to precisely meet them. Should your organization grow and change its needs, simply upgrade or expand your PS1000. All modifications can be carried out on-site, usually in less than a day.

IMPROVE THE FLEXIBILITY OF YOUR MAILROOM

Simply selecting a new job on the large touch screen display, downloads individual programs to each module of the PS1000 in seconds, saving you valuable setup time on new and recurring applications. Even changing envelope sizes and insert thickness is handled completely automatically by the system, in less than the time it takes to load the hoppers. The simplicity of the software means that any operator can run the PS1000 efficiently.

STREAMLINE YOUR MAIL PROCESSING

All aspects of the PS1000 are designed to ensure efficiency in your mailroom. Input hoppers are high capacity, and after insertion the envelopes can be vertically stacked ready for loading directly into mail trays. It even comes with a remote control to save the operator returning to the touch screen.

SECURE YOUR DOCUMENTS AND ENSURE ACCURACY

Each feeder on the PS1000 calibrates the first document fed and checks each subsequent document to guarantee no double-feeds. When reading BCR, 2D, or OCR, the system generates a log of the progress of each document to ensure accurate completion of each job and provides links to document management software.

PROCESS YOUR INSERTS WITH EASE

With fully automatic separation settings, insert feeders on the PS1000 are capable of feeding a very wide variety of jobs, including booklets up to 6mm thick or glossy brochures and leaflets.





CREATING NEW JOBS

Time Savings at Your Fingertips



TOUCH SCREEN CONTROL

All functions of the system are controlled by the touch screen software, enabling any change of job to be achieved in the time it takes to load the hoppers. The easy-to-use graphic user interface is designed for minimal training and greater operator acceptance.

DOCUMENT FEEDERS

High capacity removable trolleys can be loaded off-line, directly from a printer, while the system is running. This avoids stopping production and makes the logistics of moving documents around the mailroom easier and more reliable.




INSERT FEEDERS

A wide variety of inserts, from flyers and BRE's through to thick booklets and even CD's can be fed from a range of insert feeders, each featuring fully automated separation adjustment for rapid job change.

UNOPENED ENVELOPES

Should an envelope fail to open due to manufacturing or loading issues, the PS1000 will reject it and continue inserting without stopping, for maximum efficiency and minimal insertion errors.






STREAMLINE YOUR MAIL PROCESSING

A wide range of document and insert feeders can be located anywhere on the system to create precisely the correct configuration to suit the needs of any organization. The system will adapt to all of your transactional, transpromotional, and personalized direct mail applications.

FEATURES AND BENEFITS

OPERATIONAL EFFICIENCY

- Touch screen PC control: Yes
- Remote control: Yes
- Speed: Up to 8,000 envelopes/hour
Up to 21,000 sheets/hour
- Set thickness: Up to $\frac{5}{16}$ "
- Automatic job setup: Yes
- Job memory: Unlimited
- Multiple sheet feeding: Yes
- Cascade from feeders: Yes
- Document sizes: $\frac{1}{2}$ Letter, Letter, Legal, 16"
- Document weight: 16 lb. to 32 lb.
- Document feeder capacity: 5,000 or 2,000 (optional)
- Folding capacity: Up to 8 sheets together
Up to 16 sheets in subsets
- Fold types: C, Z, V or double-V 
- Insert sizes: $3 \frac{3}{8}$ " x $5 \frac{1}{2}$ " to 6" x $9 \frac{1}{2}$ "
- Insert thickness: 20 lb. to $\frac{5}{32}$ "
- Insert feeder capacity: 39" to 19 $\frac{1}{2}$ " tray (optional)
- Envelope sizes: #9, #10, #11, 6" x $9 \frac{1}{2}$ ", etc.
- Envelope feeder capacity: 2,000 or 1,000 (optional)
- Envelope divert: Yes, up to 3
- Vertical envelope stacker: Yes, up to 1,500 envelopes
- Envelope conveyor: Up to 600 envelopes (optional)

MAIL QUALITY & SECURITY

- Accumulation before folding: Yes (optional)
- Sheet divert: Yes (optional, two)
- Collation after folding: Yes
- Collation of inserts: Yes
- Optical Mark Recognition (OMR): Yes (optional, all stations)
- Barcode Recognition (BCR): Yes (optional, all stations)
- Datamatrix (2D): Yes (optional, all stations)
- Optical Character Recognition (OCR): Yes (optional, all stations)
- Automatic double detection: Yes (all feeders)
- Automatic document measurement: Yes (all feeders)
- Matching: Yes (all reading stations)
- Integrity checking: Yes
- Closed loop: Yes

BUDGET OPTIMIZATION

- Mailing machine interface: Yes (optional, dynamic)
- Envelope edge ink marking: Yes (optional)
- Envelope output sorting: Yes (optional)
- Envelope weight calculation: Yes
- Postal report: Yes
- Full modularity from 1 to 16 feeders: Yes
- Upgradeable on-site: Yes
- Dynamic exit printing: Yes

SYSTEM SPECIFICATIONS

- Width x Depth x Height: 118" x 60" x 134"
- Weight: 2,025 lbs.

Based on a 4 station configuration; ask for detailed footprint drawing based on your configuration. All material specifications may be subject to limitations due to machine configuration and document combinations. Extreme variations in materials may require minor operator intervention.

For a demonstration or more information, please contact your local Hasler dealer, or email info@haslerinc.com

HASLER | 800.995.2035
www.haslerinc.com

Hasler's network of independent dealers provides sales, service, and support throughout North America.

Hasler™ and America's better choice® are trademarks. All other company and product names may be trademarks and are the property of their respective owners. All information in this document, including descriptions of features, functions, performance and specifications is subject to change without written notice at any time.



EAGLE Registrations Inc.
SERVICE • INTEGRITY • VALUE

ISO 14001 and OHSAS 18001
Registered by EAGLE Registrations Inc.

©2009 Hasler, Inc. All Rights Reserved.
H001-1 4/09
2.5M

HASLER PRODUCTS AND SERVICES

- Mailing Systems
- Postal Scales
- Folders and Inserters
- Address Printers
- Tabbers
- Letter Openers
- Document Management
- Mail Center Management
- Postal Accounting
- Mail Sorting and Tracking
- Service and Supplies
- Leasing Services